

<Scribed Brass Parts : 212Pcs. >


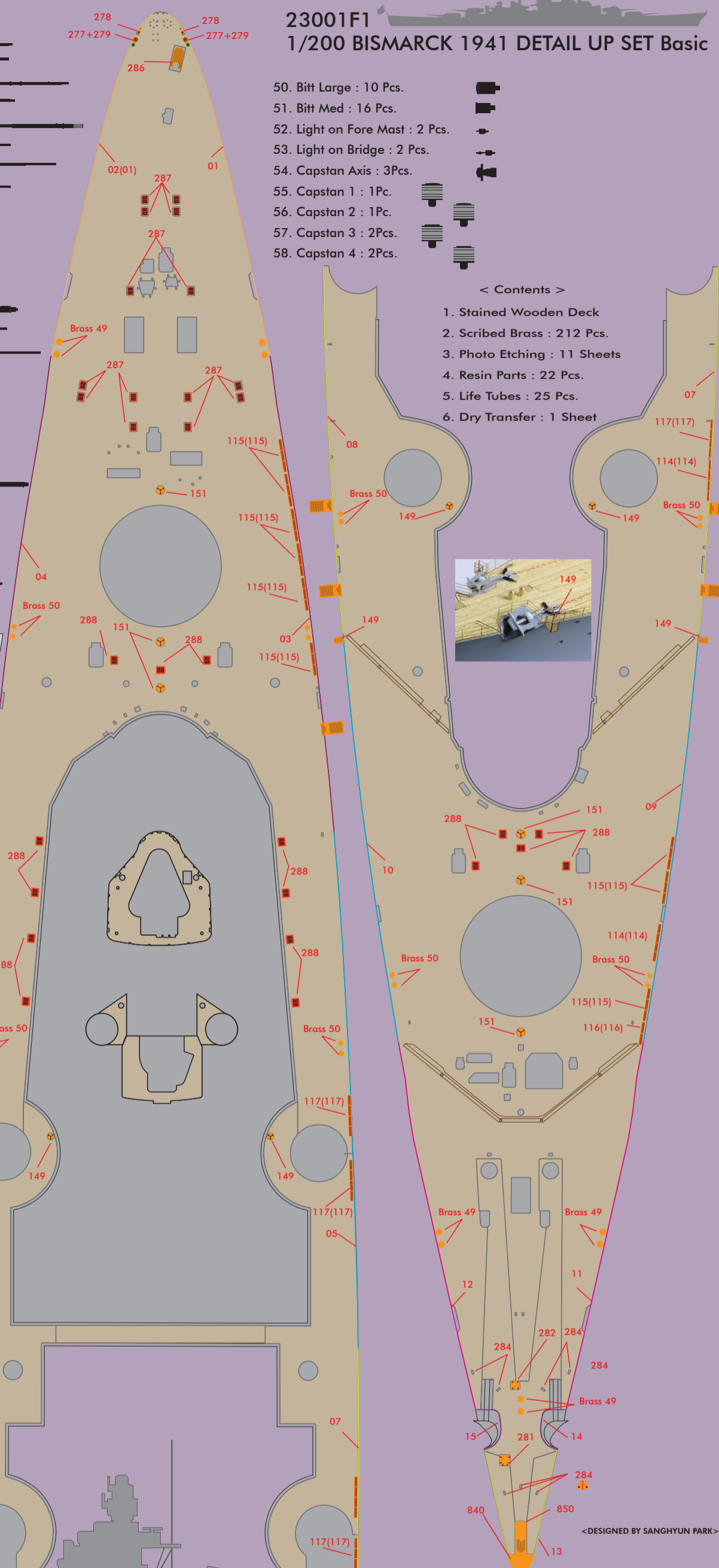
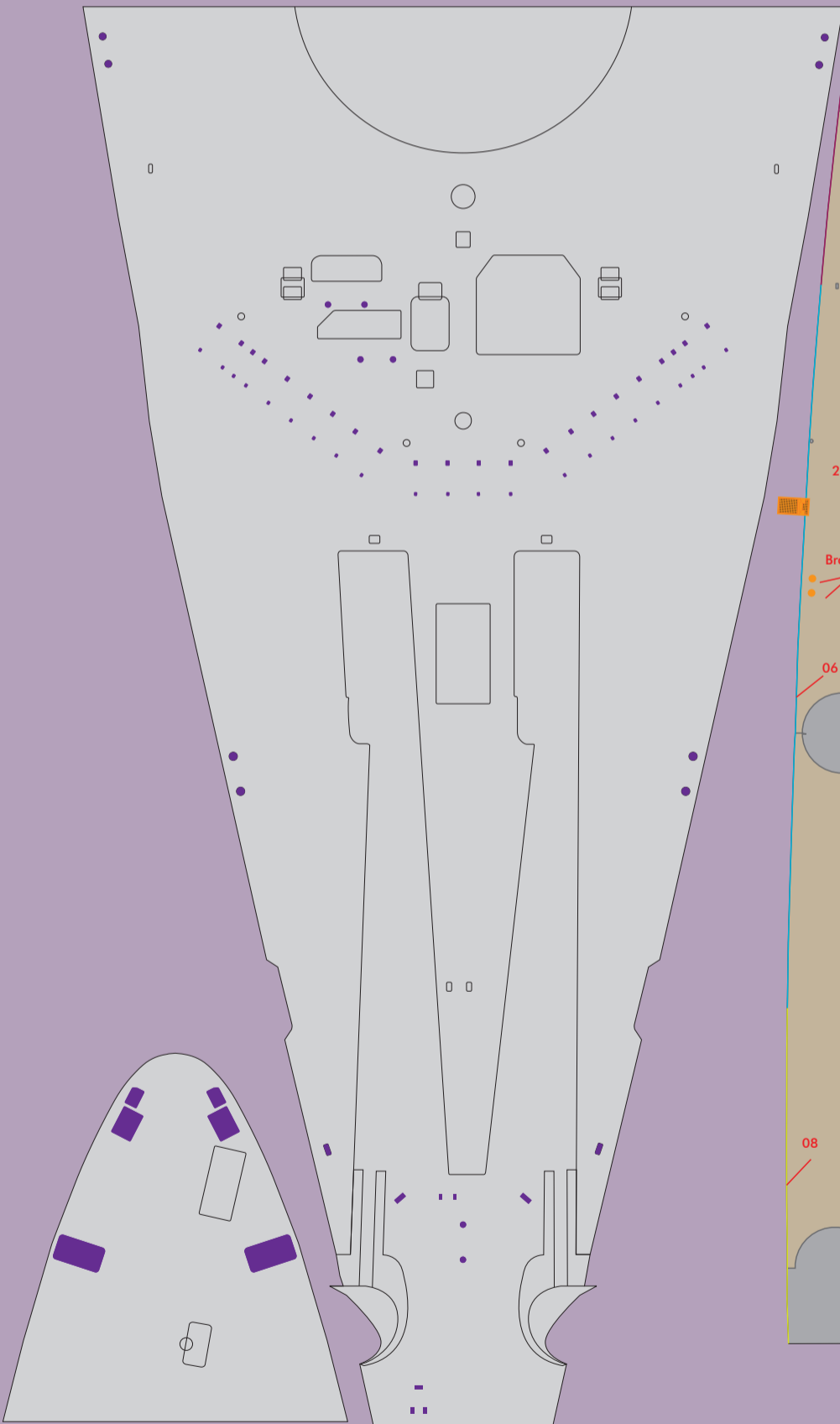
- | | |
|-------------------------------|------------------------------------|
| 01. 380mm Main Barrel : 8Pcs. | 29. Catapult Wheel Axis 1 : 4 Pcs. |
| 02. 150mm Barrel : 12Pcs. | 30. Catapult Wheel Axis 2 : 4 Pcs. |
| 03. 150mm Axis : 12Pcs. | 31. Staff Bow : 1 Pc. |
| 04. 105mm-31 Barrel : 8Pcs. | 32. Strut Etc. : 6 Pcs. |
| 05. 105mm-37 Barrel : 8Pcs. | 33. Staff Stern : 1 Pc. |
| 06. 37mm Barrel : 16 Pcs. | 34. Staff Stern Strut 1 : 2 Pcs. |
| 07. 20mm A Barrel : 18 Pcs. | 35. Staff Stern Strut 2 : 2 Pcs. |
| 08. 20mm B Barrel : 2 Pcs. | 36. Staff Stern Boom : 2 Pcs. |
| 09. 20mm Base : 10 Pcs. | 37. Staff Stern Center : 1 Pc. |
| 10. 20mm F30 Base : 6Pcs. | |
| 11. Fore Mast : 1Pc. | |
| 12. Main Top Mast : 1Pc. | |
| 13. Main Mast Mid : 1Pc. | |
| 14. Main Mast Base : 1Pc. | |
| 15. Aft Mast : 1Pc. | 38. Crane Main Wheel Axis : 2Pcs. |
| 16. Yardarm 1 : 3 Pcs. | 39. Crane Top Wheel Axis : 2Pcs. |
| 17. Yardarm 2 : 1 Pc. | 40. Crane Damper : 4Pcs. |
| 18. Yardarm 3 : 1 Pc. | 41. Bell : 1Pc. |
| 19. Yardarm 4 : 2 Pcs. | 42. Derrick 1 : 2Pcs. |
| 20. Yardarm Center 1 : 1 Pc. | 43. Derrick 2 : 2Pcs. |
| 21. Yardarm Center 2 : 1 Pc. | 44. Derrick 3 : 2Pcs. |
| 22. Fore Mast Part : 1Pc. | 45. Derrick 4 : 2Pcs. |
| 23. Yardarm Bridge 1 : 2Pcs. | 46. Horn Axis : 1Pc. |
| 24. Yardarm Bridge 2 : 2Pcs. | 47. Horn : 1Pc. |
| 25. Catapult Axis : 2 Pcs. | 48. Fore Mast Supporter 1 : 2Pcs. |
| 26. Catapult Main : 2 Pcs. | 49. Fore Mast Supporter 2 : 2Pcs. |
| 27. Catapult Rear : 2 Pcs. | |
| 28. Catapult Front : 2 Pcs. | |

- | | |
|---------------------------------|--|
| 50. Bitt Large : 10 Pcs. | |
| 51. Bitt Med : 16 Pcs. | |
| 52. Light on Fore Mast : 2 Pcs. | |
| 53. Light on Bridge : 2 Pcs. | |
| 54. Capstan Axis : 3Pcs. | |
| 55. Capstan 1 : 1Pc. | |
| 56. Capstan 2 : 1Pc. | |
| 57. Capstan 3 : 2Pcs. | |
| 58. Capstan 4 : 2Pcs. | |

< Contents >

1. Stained Wooden Deck
2. Scribed Brass : 212 Pcs.
3. Photo Etching : 11 Sheets
4. Resin Parts : 22 Pcs.
5. Life Tubes : 25 Pcs.
6. Dry Transfer : 1 Sheet

<Remove before Applying Wooddeck>



<References>

1. Hans Gally, Bismarck : 1:100 Master Plan, Malsch
2. Josef Kaiser, Schlachtschiff Bismarck - Das Original im Detail, Düsseldorf, SimonFreyVerlag, 2004
3. Par Philippe Caressé, Le Cuirasse Bismarck, Outreau, Lela Presse, 2003
4. Waldemar Góralski / Gregorz Nowak The Battleship Bismarck : Super Drawing in 3D, Lublin, Kagero, 2010
5. Mirosław Skwiot, German Naval Guns 1939-1945, Barnsley, Seafarth Publishing, 2010
6. Jack Brower, The Battleship Bismarck : Anatomy of the ship, London, Conway maritime Press, 2005

For better information or corrections, we update this manual on our website.
Pontomodel makes every effort to see to it that our customers are satisfied. If you have product suggestions or if there is a particular product of dry transfer you would like to suggest we carry, please feel free to contact us.